DO NOT SCALE

This drawing has been produced by Dorman Long Technology in accordance with the instructions of the client for their sole and specific use.

Dorman Long Technology shall not be liable for the use of any information contained on this drawing for any purpose other than that for which it was specifically prepared and provided.

Should there be any doubt regarding the interpretation of any information given on this drawing, enquiries should be directed to Dorman Long Technology at the address given below before executing such part of the works.

Copyright © Dorman Long Technology

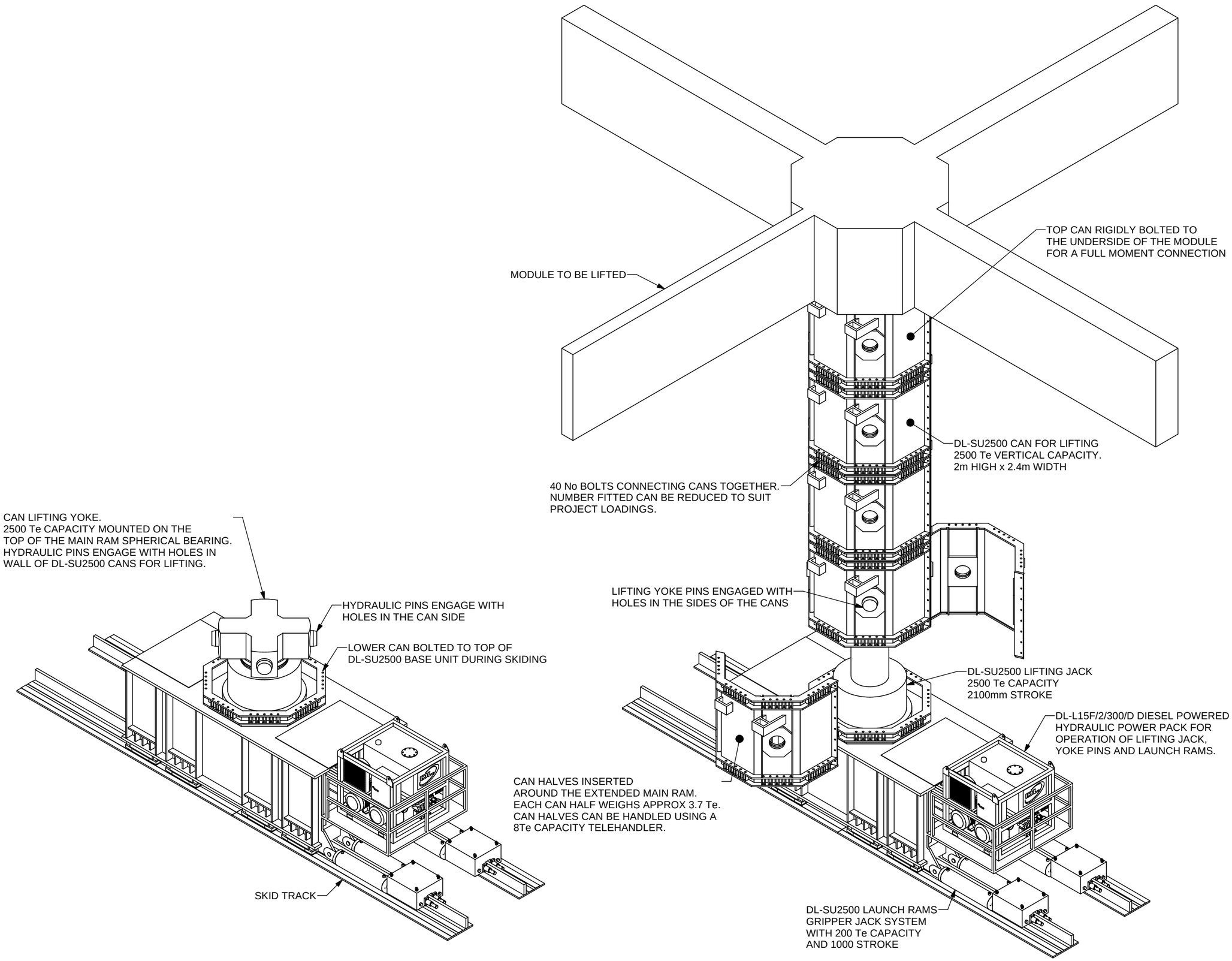

NOTES

1. ALL DIMENSIONS IN mm UNLESS NOTED OTHERWISE

2. ACCESS PLATFORMS OMITTED FOR CLARITY

SPECIFICATIONS

MAX VERTICAL LOAD	= 2500 Te
MAX LATERAL LOAD	= 5% VERTICAL LOAD
SKIDDING FRICTION	= 8-10%
STROKE	= 2100 mm
CLOSED HEIGHT	= 3570 mm
FULLY EXTENDED HT	= 5670 mm
LAUNCH SPEED	= 20 m/hour
LIFT SPEED	= 5.0 m/hour
POWER SUPPLY	= DIESEL

CENTRAL COMPUTER CONTROL OF ALL JACKS

Rev	Date	Status	Description	By	Chkd
A	16.04.10	INF	INFORMATION		SAB

Dorman Long Technology
The Charles Parker Building
Midland Road, Higham Ferrers
Northamptonshire, NN10 8DN
United Kingdom
Tel: +44 (0) 1933 319133
Fax: +44 (0) 1933 319135
www.dormanlongtechnology.com

Project
DL-SU2500 MODULE LIFTING, SKIDDING AND FLOAT OVER SYSTEM

Drawing Title
GENERAL ARRANGEMENT

Design Eng:	PD	Checking Eng:	SAB
Drawn by:	AW	Project Eng:	DJD

Scales (At A3): AS SHOWN

Drawing Status: FOR INFORMATION

Original Drawing size: A3

Drawing No.: DL-SU2500-001

Sheet:

Rev.: A

DO NOT SCALE

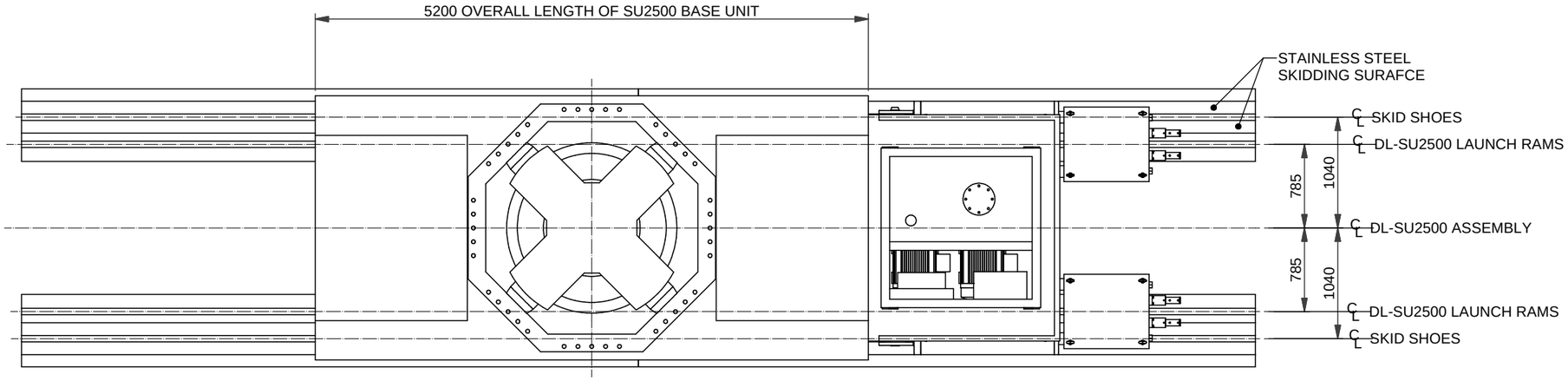

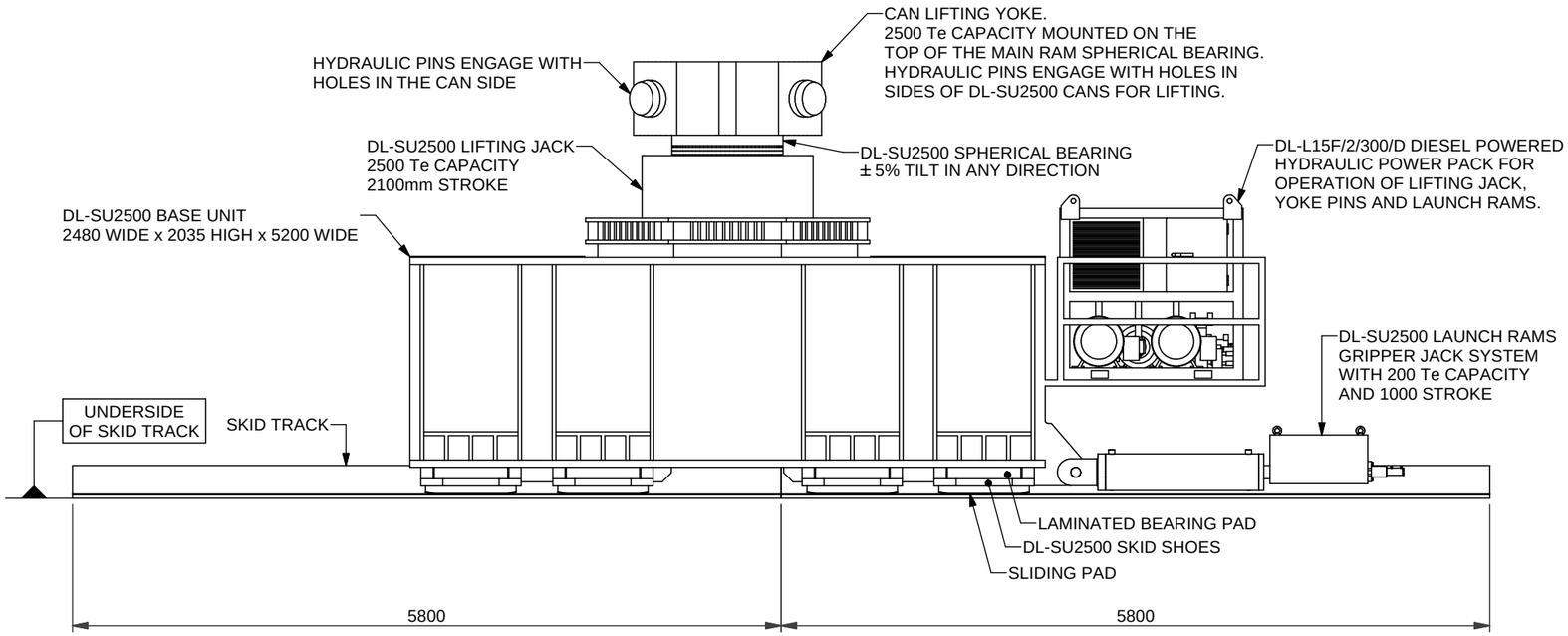

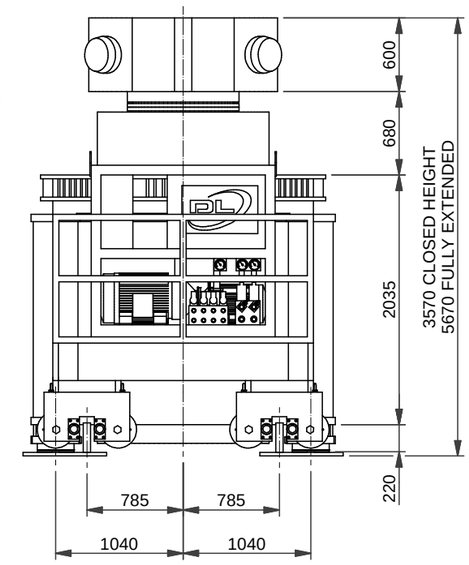

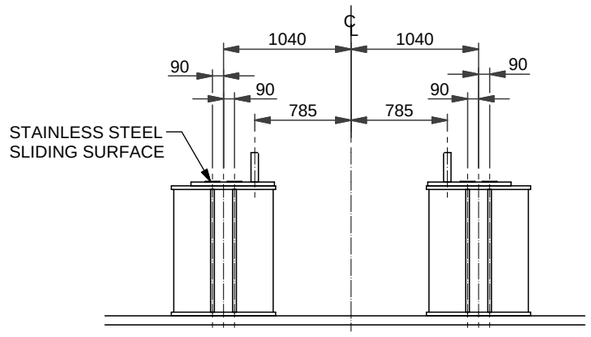

SKID TRACK-SKID TRACK (1 : 50)
(SUPPORTED ON STEELWORK)

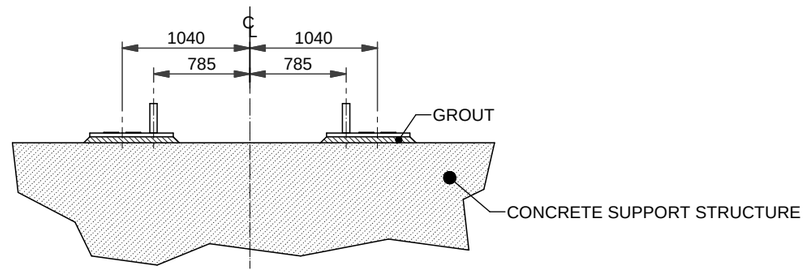

SKID TRACK-SKID TRACK (1 : 50)
(SUPPORTED ON CONCRETE)

This drawing has been produced by Dorman Long Technology in accordance with the instructions of the client for their sole and specific use.

Dorman Long Technology shall not be liable for the use of any information contained on this drawing for any purpose other than that for which it was specifically prepared and provided.

Should there be any doubt regarding the interpretation of any information given on this drawing, enquiries should be directed to Dorman Long Technology at the address given below before executing such part of the works.

Copyright © Dorman Long Technology

NOTES

1. ALL DIMENSIONS IN mm UNLESS NOTED OTHERWISE

2. ACCESS PLATFORMS OMITTED FOR CLARITY

Rev	Date	Status	Description	By	Chkd
A	16.04.10	INF	INFORMATION	AW	SAB

Dorman Long Technology
The Charles Parker Building
Midland Road, Higham Ferrers
Northamptonshire, NN10 8DN
United Kingdom
Tel: +44 (0) 1933 319133
Fax: +44 (0) 1933 319135
www.dormanlongtechnology.com

Project
DL-SU2500 MODULE LIFTING,
SKIDDING AND FLOAT OVER SYSTEM

Drawing Title
GENERAL ARRANGEMENT
VERTICAL LIFTING SYSTEM

Design Eng:	PD	Checking Eng:	SAB
Drawn by:	AW	Project Eng:	DJD

Scales (At A3): AS SHOWN

Original Drawing size: A3

Drawing Status: FOR INFORMATION

Drawing No.: DL-SU2500-002

Sheet:

Rev.: A

DO NOT SCALE

This drawing has been produced by Dorman Long Technology in accordance with the instructions of the client for their sole and specific use.

Dorman Long Technology shall not be liable for the use of any information contained on this drawing for any purpose other than that for which it was specifically prepared and provided.

Should there be any doubt regarding the interpretation of any information given on this drawing, enquiries should be directed to Dorman Long Technology at the address given below before executing such part of the works.

Copyright © Dorman Long Technology

NOTES

1. ALL DIMENSIONS IN mm UNLESS NOTED OTHERWISE

2. ACCESS PLATFORMS OMITTED FOR CLARITY

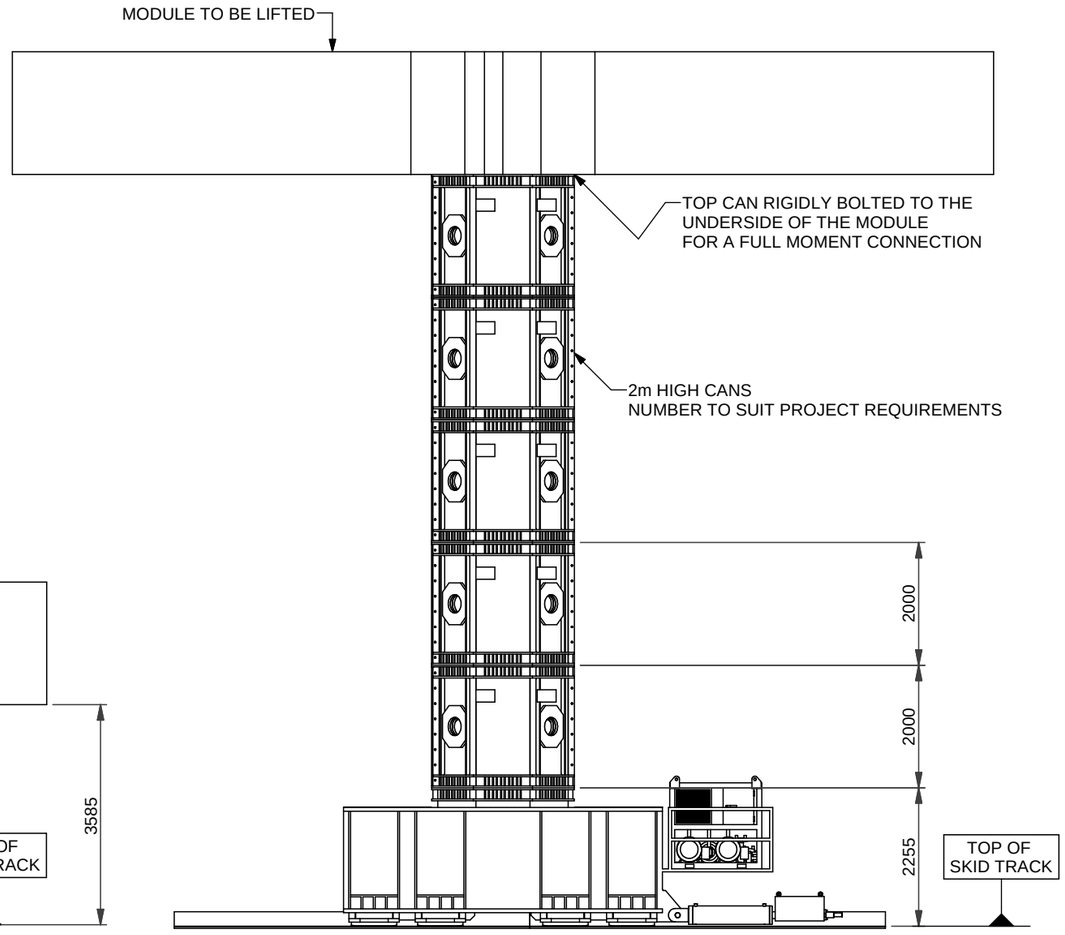

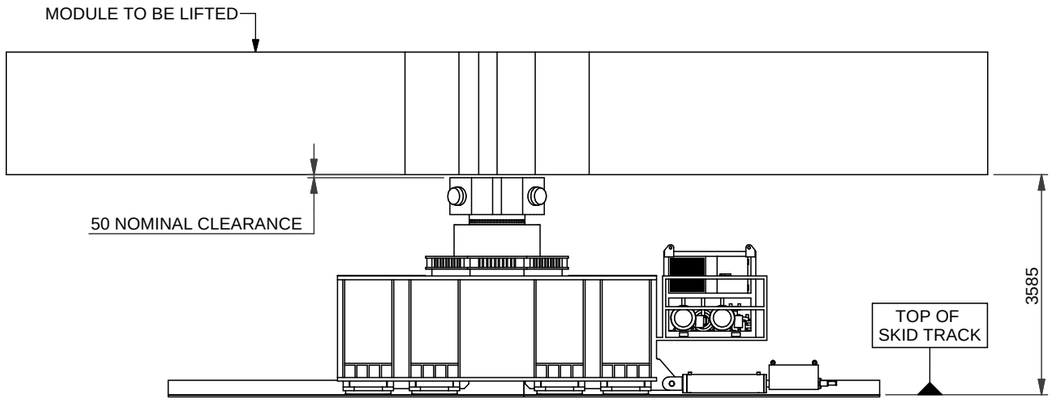

AT START OF LIFTING OPERATION
(MINIMUM HEADROOM REQUIRED)

Rev	Date	Status	Description	By	Chkd
A	16.04.10	INF	INFORMATION		SAB

Dorman Long Technology
The Charles Parker Building
Midland Road, Higham Ferrers
Northamptonshire, NN10 8DN
United Kingdom
Tel: +44 (0) 1933 319133
Fax: +44 (0) 1933 319135
www.dormanlongtechnology.com

Project
DL-SU2500 MODULE LIFTING, SKIDDING AND FLOAT OVER SYSTEM

Drawing Title
GENERAL ARRANGEMENT
VERTICAL LIFTING SYSTEM

Design Eng:	PD	Checking Eng:	SAB
Drawn by:	AW	Project Eng:	DJD

Scales (At A3): AS SHOWN

Original Drawing size: A3

Drawing Status: FOR INFORMATION

Drawing No.	Sheet	Rev.
DL-SU2500-003		A